

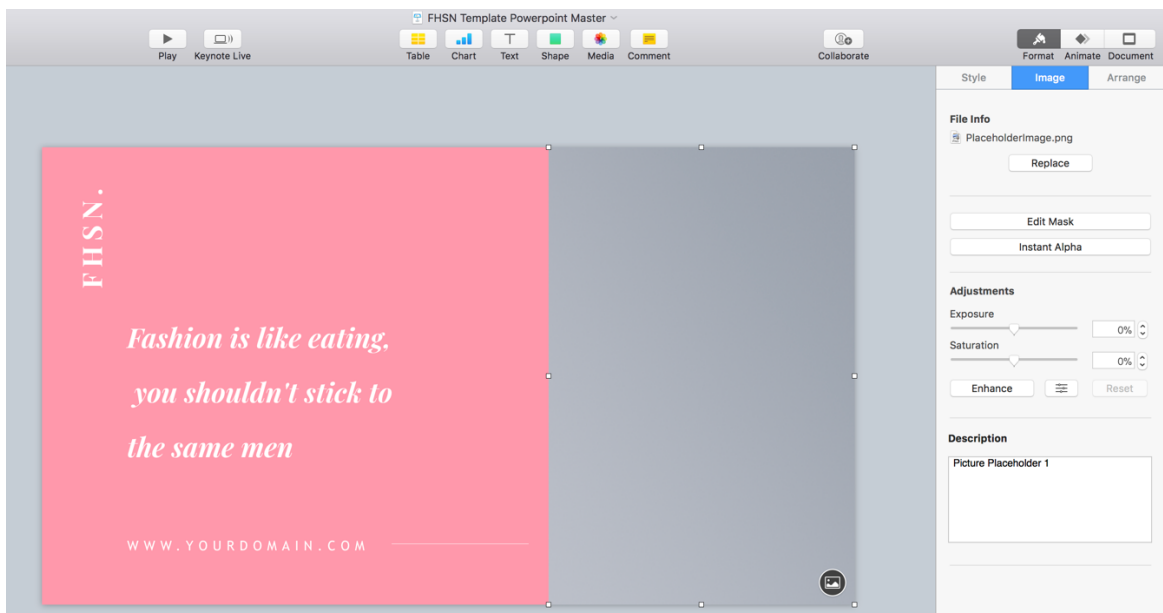
BASIC HELP

KEYNOTE PRESENTATION

Hi There,
Thanks for downloading our items. Here some basic instruction to use this items.

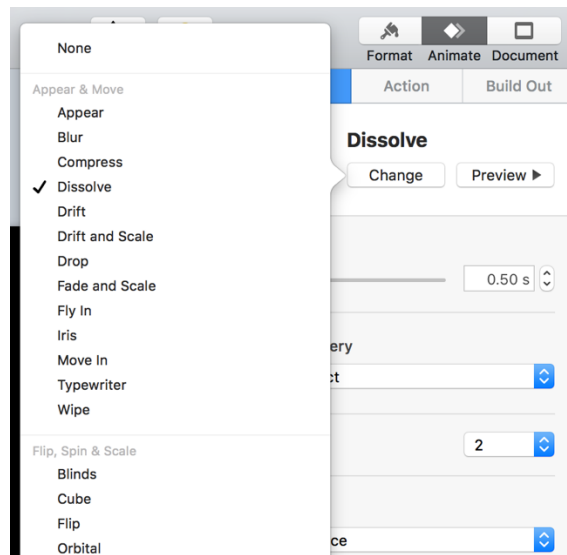
1. Change Images

To change images go to images section. Click Area > go to Tab Image > Change Picture



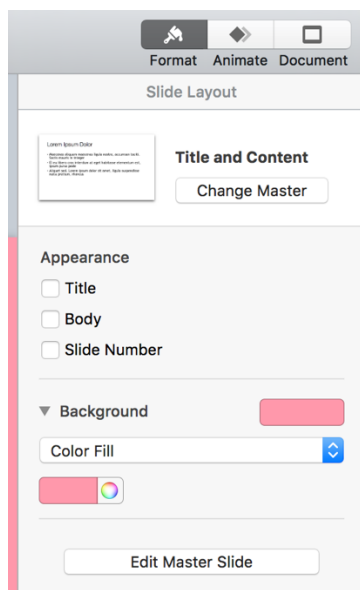
2. Change Animation

To change Animation , click section text or images . Go to tab menu Animations > Choose transition . If you want to re-order animation or change duration animation, you can change it on side options.



3. Change Background

To change background click on background area. Choose menu Designs > Go to menu list and click Format Background. Choose what you want solid ,Gradient or picture background type.



4. Change Font Family

To change fonts family you must install font list in fonts usage file. After that you can click section text and choose font family in tab home.

Thank you for downloading this items.